



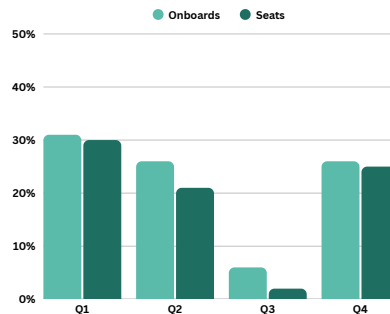
APPLETON [ATW] GROWS ALLEGIANT SERVICE BY 27.8%

MOST AIRPORTS TALK ABOUT DEMAND ATW PROVED THEIRS

ATW is redefining air service growth success, with proven traction demonstrated by synchronized growth in both seat capacity and onboard passengers, plus future schedules pointing to aggressive late-year expansion.

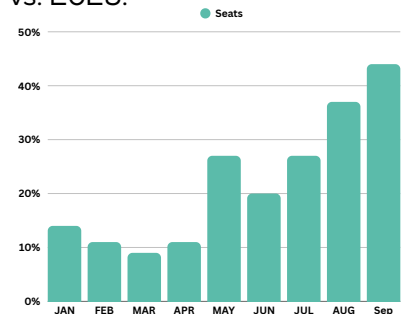
PROVEN TRACTION

Actual seats and onboard passengers synchronized in % growth.



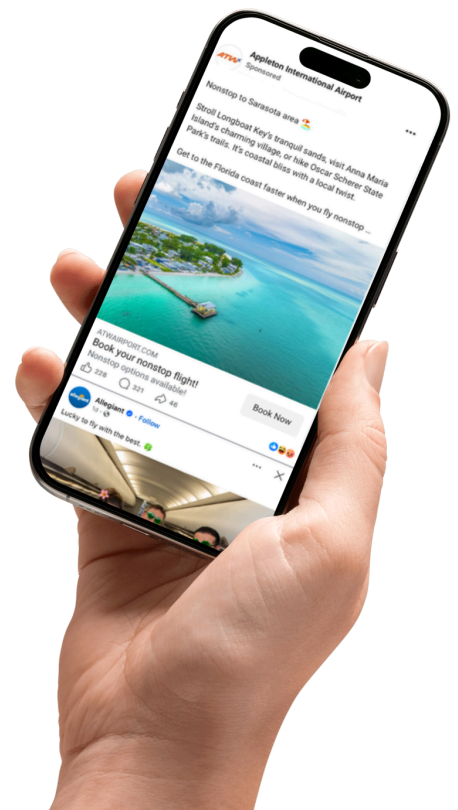
AGGRESSIVE SCALING

Future schedules project aggressive late year % growth vs. 2025.



EVERY SEAT STARTS WITH A SEARCH

FlyMyAirport™ helped ATW reach travelers showing real travel intent, not just casual interest. By optimizing on cost per search, Meta identified audiences that more closely resembled high-intent flight shoppers, moving them further down the booking path with ATW locked in the origin position.



NEW ROUTE

SERVICED BY: ALLEGIANT

Orange County/Los Angeles

From Hollywood stars to sun-soaked shores, experience the magic of Southern California! Discover theme parks, coastal escapes, and world-famous entertainment all in one unforgettable trip.

[BOOK NOW](#) Airport Code: SNA

NEW ROUTE

SERVICED BY: ALLEGIANT

Gulf Shores/Pensacola

Soak up the sun on sugar-white sand beaches, kayak scenic coastal waterways, or savor fresh seafood by the shore. Gulf Shores and nearby Pensacola offer the perfect blend of laid-back charm and coastal adventure.

[BOOK NOW](#) Airport Code: GUF

SERVICED BY: ALLEGIANT

Nashville

Enjoy infamous attractions, extraordinary events, and the best live music around every corner! Visit Nashville and escape from the everyday.

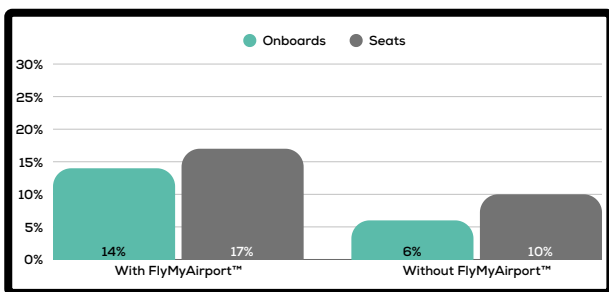
[BOOK NOW](#) Airport Code: BNA



AIRPORTS USING FLYMYAIRPORT™ ARE GROWING FASTER WITH ALLEGIANT

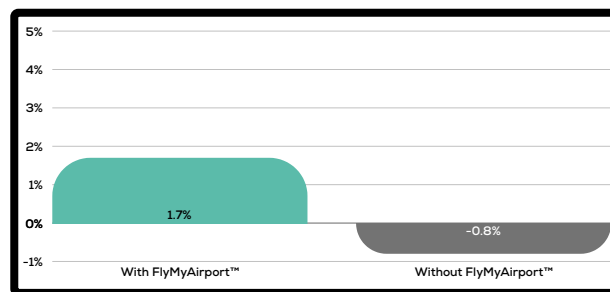
Nearly 2X More Growth in 2025

Allegiant Airports
(G4 Only - I2025 U.S. DOT T-100)



2X More Future Seats in 2026

Allegiant Airports
(G4 Only - May-Oct 2026 - DII0)

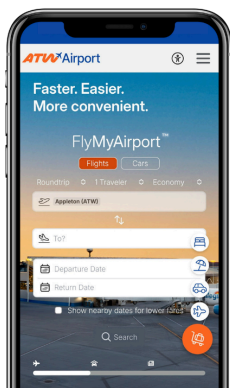


+14%
Onboards

+17%
Seats

+1.7%
Future Seats

Airports using FlyMyAirport™ for 12+ months saw faster seat growth.




+27.8% ATW



+12.4% CAK



+21.0% DAY



+14.2% SPI



+9.4% SDF

Every seat starts with a search.

Search is the only metric that both fills seats and proves demand.

The airports that prove demand are the ones getting more seats.